

City of Santa Fe Special Election -- May 2, 2017 -- Official Results

District #1		Sugar-Sweetened Beverage Tax to Support Early Childhood Education	
		For	Against
VCC	Poll Locations		
1	Montezuma Lodge	867	671
2	St. John the Baptist Catholic Church	413	689
3	St. John 's United Methodist Church	247	165
4	Christian Life Church	75	170
5	Sweeney Elementary School	22	45
6	Southside Library	25	43
7	Kearny Elementary School	31	57
8	Genoveva Chavez Community Center	81	108
Absentee/Mail	City Hall	131	139
Early	City Hall	996	638
Early	Genoveva Chavez Community Center	315	463
Total % by District		3203	3188
		50.12%	49.88%

City of Santa Fe Registered Voters May 2, 2017 Special Municipal Election	
District #1	17,128
District #2	15,254
District #3	7,284
District #4	13,349
Total Registered	53,015

City of Santa Fe Special Municipal Election -- May 2, 2017 -- Official Results

District #2

**Sugar-Sweetened Beverage Tax
to Support
Early Childhood Education**

VCC	Poll Locations	For	Against
1	Montezuma Lodge	145	62
2	St. John the Baptist Catholic Church	77	200
3	St. John 's United Methodist Church	939	713
4	Christian Life Church	302	467
5	Sweeney Elementary School	11	16
6	Southside Library	14	18
7	Kearny Elementary School	17	52
8	Genoveva Chavez Community Center	183	244
Absentee/Mail	City Hall	129	88
Early	City Hall	550	347
Early	Genoveva Chavez Community Center	536	726
Total % by District		2903	2933
		49.74%	50.26%

City of Santa Fe Special Election -- May 2, 2017 -- Official Results

District #3		Sugar-Sweetened Beverage Tax to Support Early Childhood Education	
VCC	Poll Locations	For	Against
1	Montezuma Lodge	7	20
2	St. John the Baptist Catholic Church	8	34
3	St. John 's United Methodist Church	11	31
4	Christian Life Church	8	55
5	Sweeney Elementary School	117	424
6	Southside Library	189	376
7	Kearny Elementary School	5	26
8	Genoveva Chavez Community Center	47	114
Absentee/Mail	City Hall	13	32
Early	City Hall	27	54
Early	Genoveva Chavez Community Center	217	553
Total		649	1719
		27.41%	72.59%
% by District			

City of Santa Fe Special Election -- May 2, 2017 -- Official Results

District #4

**Sugar-Sweetened Beverage Tax
to Support
Early Childhood Education**

VCC	Poll Locations	For	Against
1	Montezuma Lodge	14	34
2	St. John the Baptist Catholic Church	25	96
3	St. John 's United Methodist Church	28	27
4	Christian Life Church	51	181
5	Sweeney Elementary School	57	186
6	Southside Library	28	49
7	Kearny Elementary School	158	627
8	Genoveva Chavez Community Center	417	813
Absentee/Mail	City Hall	50	94
Early	City Hall	53	124
Early	Genoveva Chavez Community Center	747	1466
Total % by District		1628	3697
		30.57%	69.43%

City of Santa Fe Special Municipal Election -- May 2, 2017 -- Official Results


VCC Totals		Sugar-Sweetened Beverage Tax to Support Early Childhood Education	
		For	Against
VCC	Poll Locations		
1	Montezuma Lodge	1033	787
2	St. John the Baptist Catholic Church	523	1019
3	St. John 's United Methodist Church	1225	936
4	Christian Life Church	436	873
5	Sweeney Elementary School	207	671
6	Southside Library	256	486
7	Kearny Elementary School	211	762
8	Genoveva Chavez Community Center	728	1279
Absentee/Mail	City Hall	323	353
Early	City Hall	1626	1163
Early	Genoveva Chavez Community Center	1815	3208
Total % by District		8383	11537
		42.08%	57.92%

City of Santa Fe Special Municipal Election -- May 2, 2017 -- Official Results


All Districts	Sugar-Sweetened Beverage Tax to Support Early Childhood Education	
	For	Against
District #1	3203	3188
District #2	2903	2933
District #3	649	1719
District #4	1628	3697
Total	8383	11537
% by District	42.08%	57.92%

We, the undersigned, certify the above and foregoing is a correct canvass of the election held on May 2, 2017.


Attest:


 Yolanda Y. Vigil
 City Clerk


 George Anaya, Jr.
 Santa Fe Magistrate Court Judge


 Melissa D. Byers


 GERALYN F. CARDENAS


 Melessia Helberg


 Gilbert Martinez